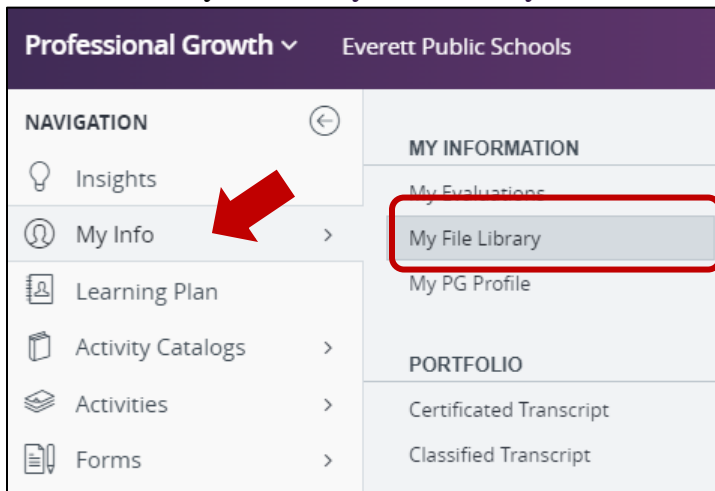


Attaching a File to your Course Proposal

There are three quick steps to getting the document to an activity. First save the file on your device. Next, upload the file to your “File Library: in Frontline Professional Growth. Finally, attach the file to the course proposal.

Add the file My Info > My File Library




Add File Attachment

File Attachment:

If necessary, you may attach your resume. You MUST first upload your File to your My File Library before it will be visible in this section to select.

Attach File:


- ☐ - Right_Response_2021_22_Flier_rev_1.18.22.pdf (194k) [View](#)
- ☐ PCE Social Emotional - PCE_Social_Emotional_Learning_22011103.docx (15k) [View](#)
- ☐ Sample Agenda Template - EPS_Agenda_Template_for_CHIP_Form.docx (15k) [View](#)



Download

File Info

Friendly Name:	PCE Social Emotional
File Name:	PCE_Social_Emotional_Learning_22011103.docx
File Size:	16Kb
Date Uploaded:	1/12/2022
Uploaded By:	INGRID STAFFORD

 [CLICK TO DOWNLOAD](#)

